

## Cost



£75 including tea and lunches  
Max. 14 delegates

## Contact



For further information and registration please contact the course coordinators:

**Lizette Cash and Dr Anish Bhuva**

Online form: [mrimypacemaker.com/courses](http://mrimypacemaker.com/courses)

Email: [Lizette.Cash@Bartshealth.nhs.uk](mailto:Lizette.Cash@Bartshealth.nhs.uk)

[Anish.Bhuva@Bartshealth.nhs.uk](mailto:Anish.Bhuva@Bartshealth.nhs.uk)

Telephone: 02034656337

## Accreditation

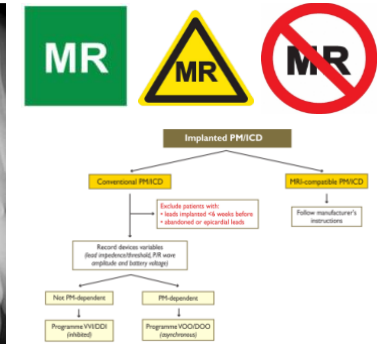
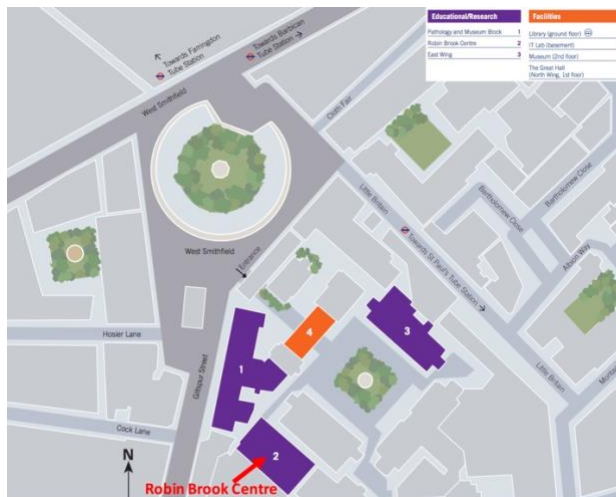


BSCMR Accreditation

## Date and Location



Thursday 14<sup>th</sup> November 2019  
Seminar Room 4, Robin Brook Centre  
Barts Hospital  
West Smithfield, London, EC1A 7BE



## MRI for patients with cardiac devices Study Day



Thursday 14<sup>th</sup> November 2019  
St. Bartholomew's Hospital,  
West Smithfield, London EC1A 7BE  
Barts Heart Centre

## Description

There are approximately 50,000 patients with cardiac devices who need MRI scans in England. Within the NHS, we provide just 1,000. This course is designed to help medical professionals grow that number. More details can be found at the [mrimypacemaker](#) campaign.





This is a one day course designed to help scan patients with cardiac devices safely.

## Who should attend?

This course is aimed at radiographers, cardiac physiologists, radiologists and cardiologists who either perform MRI, or refer patients for MRI. We would encourage those planning on setting up a service for MRI scanning in patients with devices to attend, and will provide theory, practical tips and Live Scanning to cover all aspects of service delivery.

## Objectives

After this course, the attendees should be able to:

-  Identify the need for MRI scans in patients with devices.
-  Have a practical understanding of different devices
-  Have better appreciation of the potential risk and benefits of scanning
-  Be able to deal with more challenging scenarios

## Faculty

Lizette Cash, Lead Radiographer  
Dr Anish Bhuvu, Senior Research Fellow  
Dr Charlotte Manisty, Consultant Cardiologist  
Professor James Moon, Consultant Cardiologist  
Russ Moralee, Cardiac Physiologist  
Dr John Baksi, Consultant Cardiologist  
Dr Redha Boubertakh, Physicist  
Dr Kris Knott, Senior Research Fellow

## Thursday November 14, 2019

8.30 – 8.45	Registration, Tea & Coffee
8.45 – 8.55	Welcome and Introduction
9.00 - 9.30	MRI in cardiac devices – increasing clinical need
9.30 – 10.00	Cardiac Implantable Electronic Devices – the Basics
10.00 – 10.30	Potential Risks of MRI in Device patients
10.30 – 11.00	Break (Tea/Coffee)
11.00 - 11.30	Guidelines – Overview
11.30 – 12.00	Guidelines – Cardiology Perspective
12.00 – 12.15	Guidelines – Radiology perspective
12.15 – 12.45	Lunch
12.45 – 16.15	Workstream 1 and 2
Workstream 1	Live patient scanning
Workstream 2	Cardiac MRI – tips for scan optimization in device patients
	Non MRI-conditional devices
	Device programming- interactive session
16.15 – 16.45	How to set up your own service
16.45 – 17.00	Debrief
	End